

IRC

Annual report 2017



Supporting water sanitation
and hygiene services for life

IRC Annual Report 2017

This Annual Report highlights some of our achievements in 2017. For more detailed information about our progress and finances, please read our 2017 Monitoring Report and our 2017 Annual Accounts which are available on our website: www.ircwash.org. For useful links to strategies, publications, campaigns and initiatives mentioned, visit our page dedicated to the report: <https://www.ircwash.org/reports/annual-report-2017>.

Published by IRC

Visiting address

Bezuidenhoutseweg 2
2594 AV The Hague
The Netherlands

Postal address

P.O. Box 82327
2508 EH The Hague
The Netherlands

T +31 70 304 4000
info@ircwash.org

Prepared by IRC's annual reporting team

Copy editing by www.writing-services.co.uk

Design and layout by Punt Grafisch Ontwerp

Printing Aktief, Pijnacker

Photos Cover: gawrav Getty Images; p8 Anne Mimault, p9 IRC Burkina Faso, p10 IRC Ethiopia, p11 IRC Ghana, p12 Stef Smits, p13 Ruchika Shiva, p14 Jeroen van Loon, p16 Coline van der Ven

© 2018

We grant permission for individuals and organisations to share and adapt this material, in whole or in part, for non-commercial use, educational, scientific or development-related purposes, provided that the appropriate and full citation is given. This publication is licensed under a Creative Commons Attribution-NonCommercial-ShareAlike 3.0 Netherlands License. View the terms of the license here: <https://creativecommons.org/licenses/by-nc-sa/3.0/nl/deed.en>

Message from the CEO and Chair

2017 was a year of new beginnings. With the launch of our Strategy Framework, we set out how we intend to work with our partners to build resilient water, sanitation and hygiene (WASH) systems to deliver Sustainable Development Goal 6 (SDG6) by 2030.

During 2017 our country teams worked with our partner districts to identify the challenges to achieving this. The resulting master plans will be published in 2018 and will guide our work in those districts in the years ahead. Our work on policy and knowledge sharing will ensure that success is not limited to these districts – but acts as an inspiration, nationally and globally.

Our theory of change underpins our new strategy. It tells us what we have to do and why, in order to achieve our goals at three levels: district, national and global. It focuses on our role in strengthening systems – networks of people, organisations, institutions and resources – because it's based on the evidence we've gathered showing that reliable and sustainable WASH services can only be delivered by strong and resilient systems.

Our role will be to strengthen WASH systems, and in order to gauge our progress, we have developed a monitoring framework to measure and report on developments. The results will go live on our website in 2018.

2017 also saw us achieve our highest ever turnover, thanks to the generous support of new and existing donors. As in previous years we would like to thank these donors for their continued belief in, and support to, our mission and vision.

This was also a year of transition for our Supervisory Board. In March, our dear friend and colleague Piers Cross passed away. In May, Hans van Dord stepped down as Chairman: we are grateful to him for the superb way in which he guided us when we were going through a particularly difficult time. Robert Bos took over as the new Chair. We also bade farewell to Regien van der Sijp and Ton de Wilde; Ton continues to support our work in Bangladesh. We welcomed two new members: Louis Boorstin (USA) and Clarissa Brocklehurst (Canada) who both bring a wealth of WASH experience. As a result, the Supervisory Board is now made up of two Netherlands-based and four externally based members. We are proud of the continued diversity of our organisation.

Robert Bos,
Chair, IRC Supervisory Board

Patrick Moriarty,
Chief Executive Officer, IRC

IRC at a glance

WHO'S INVOLVED?

- 6** focus country programmes and **1** international programme
- 8** offices around the world
- 86** active programmes and projects
- 29** staff in the Netherlands
- 37** country office staff
- 22** associates
- 5** interns
- 200+** partners
- € 12 million** invested from **36** donors and with **60** clients

WHAT DID WE PRODUCE?

- 49** research outputs
- 3** co-published books
- 64** IRC resources published on our website
- 2** networking events in the Netherlands
- 63** presentations and papers presented by our staff at international events
- 131** capacity building sessions world-wide co-organised by us with **3,977** participants
- 592** IRC Consult advisory days over **17** assignments in **15** countries
- 114** news items published on our website
- 68** blogs produced by our staff
- 8** newsletters (1 E-Source, 7 issues of Amplify)
- 11** WASH Talk podcasts produced
- 26** IRC tools documented
- 28** videos uploaded
- 29** working groups and learning platforms supported

HOW MANY PEOPLE DID WE REACH?

- 19** references to our work by the global media
- 354** Google Scholar citations of our think pieces
- 35,590** unique downloads
- 23,361** returning visitors to our ircwash.org website
- 17,663** social media engagements
- 1,156,800** the population of the partner districts we work with directly

Locations

6 focus countries

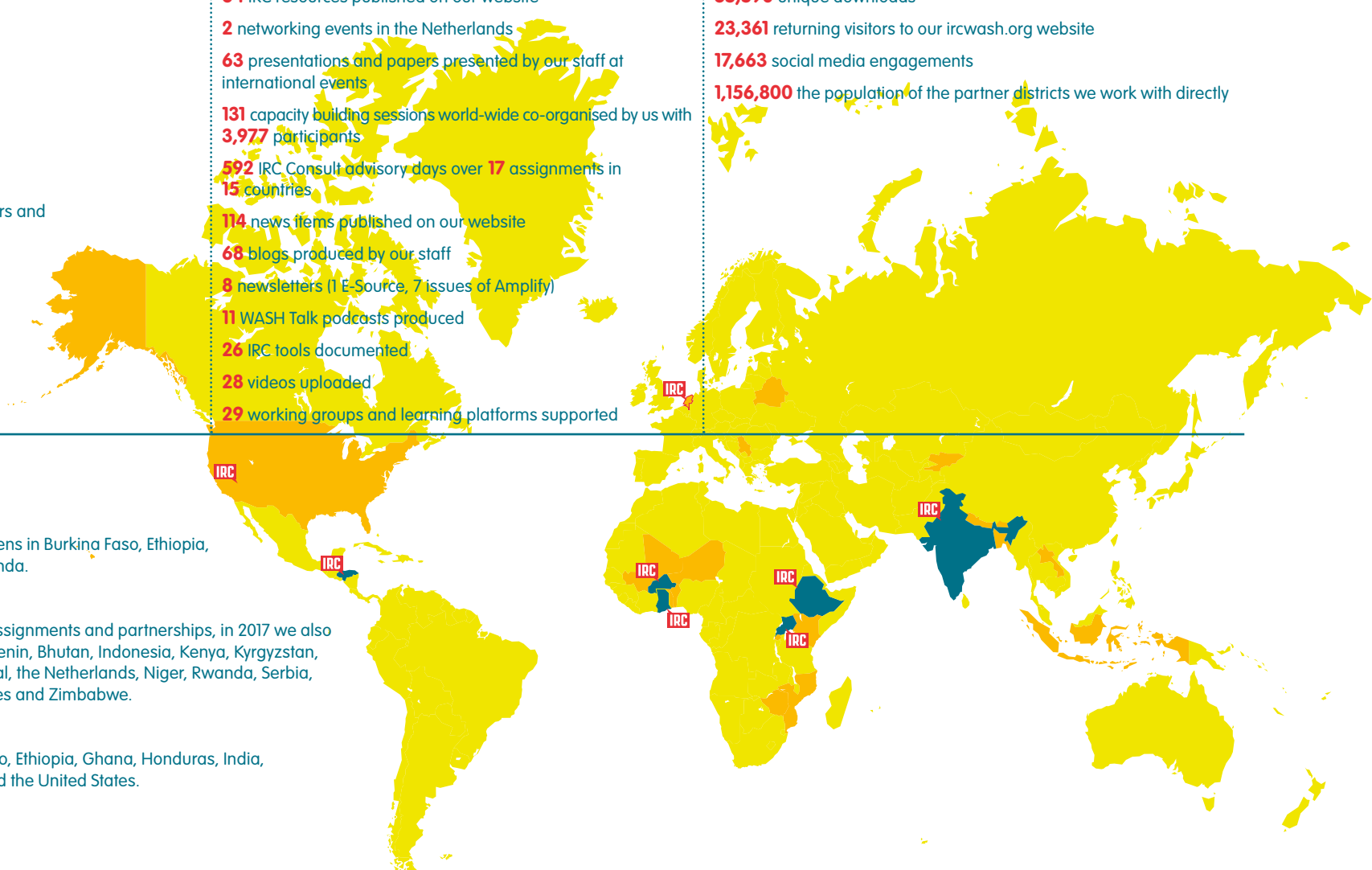
The largest part of our work happens in Burkina Faso, Ethiopia, Ghana, Honduras, India and Uganda.

19 additional countries

Through numerous consultancy assignments and partnerships, in 2017 we also worked in Bangladesh, Belarus, Benin, Bhutan, Indonesia, Kenya, Kyrgyzstan, Lao PDR, Mali, Mozambique, Nepal, the Netherlands, Niger, Rwanda, Serbia, Timor-Leste, Togo, the United States and Zimbabwe.

8 offices around the world

We have IRC offices in Burkina Faso, Ethiopia, Ghana, Honduras, India, the Netherlands (HQ), Uganda and the United States.



2017 - A ground-breaking year for IRC

If we are to achieve SDG6, we need strong and resilient WASH systems. We must look beyond infrastructure-driven solutions and concentrate on building and strengthening district and national systems. Pumps break, but resilient systems keep the water flowing.

In order to achieve universal access, each part of a country’s WASH system must work effectively, and everyone in the system must know and play their part. We know how to build and strengthen these systems, and we’re in a unique position as a ‘change hub’ to unite people to drive and champion change from the ground up.

“Finally I have met an organisation that is really thinking and trying to figure out what systems change and strengthening sustainability is all about.”

Chris Dunston, Senior Program Officer, International Programs, Conrad N. Hilton Foundation

2017 saw us take a strong first step in implementing our new Strategy Framework 2017-2030. We selected our partner districts in our focus countries and carried out the initial work to frame a shared vision of delivering WASH services to everyone by

2030. Looking at the sub-systems – or ‘building blocks’ –, such as institutions, finance or water resources management, helped us to identify the key requirements of a resilient WASH system and to identify the priorities for action.

We’re gauging progress in strengthening these building blocks (part of our long-term theory of change) using a robust monitoring framework. This also measures changes in the behaviour of the key players as a result of our change hub activities.

In 2017, we continued to make progress in convincing district, national and global decision makers of what it will take to achieve SDG6. We will continue to influence them over the coming years to ensure access to water and sanitation for all by 2030.



FIGURE: IRC THEORY OF CHANGE

WASH System



Policy & legislation: sector policy & strategy, legal framework, norms & standards, by-laws



Planning: planning & budgeting, capacity & frameworks for planning



Institutions: coordination, roles, responsibilities, capacity, sector mechanisms



Finance: flows & responsibilities, clear frameworks including life-cycle costs & source identification



Infrastructure: development & maintenance, project cycles, asset management, roles



Regulation & accountability: accountability mechanisms, regulatory framework & capacity



Monitoring: framework & routine implementation, service levels, use of data



Water resources management: allocation & management of resource abstraction, water quality, coordinated efforts



Learning & adaptation: capacity & frameworks to capture and feedback lessons learned, update & adapt various building blocks

Some of the highlights

AGENDA FOR CHANGE

“This new roadmap for sustainable WASH at district level is excellent. Hard-earned knowledge distilled into a clear methodology. What will it take for large WASH organisations to start actually doing these things? Time for action!”

John Feighery, Co-Founder of mWater, tweeted in January 2018

In 2017, we continued to influence the WASH sector to use more sustainable approaches to service delivery. As a founding member of Agenda For Change, we were delighted to welcome new organisations including CARE, Splash, Water For Good and Welthungerhilfe. To provide guidance on how to approach systems change at district level, the Agenda For Change partners published a roadmap which puts our guiding principles into practice.

IRC USA AND IRC CONSULT

In 2017, we strengthened our presence in the United States. We continued to build partnerships in support of our vision of strengthening WASH systems and sharing our learning and experiences with US institutions supporting the WASH sector.

We also shared and applied our expertise on a more global scale through 17 IRC Consult assignments in 15 countries. Among the assignments were the end-term evaluation of the Frisian Urban Sanitation Programme in Mozambique and the WaterWorX 6 Country Enabling Environment Study in partnership with IHE Delft and Aguaconsult.

SYSTEMS INSIDE SYSTEMS INSIDE SYSTEMS

“Let’s put poo in its place! Hilarious skit from IRC but the message is very clear.”

Network for Water and Sanitation - Netwas - Uganda, posted on Facebook in November 2017

Besides strengthening our advocacy and influencing role around systems thinking, we are also looking to continuously improve our own systems. In 2017, we began working on a major revamp of our website and communications in order to reach more people effectively with our key messages. The redesigned website will be launched in 2018.

Our aim to use new ways of raising awareness and inspiring dialogue was made very visible in 2017. Our CEO, Patrick Moriarty, explained that “It’s all about the systems, stupid” during his TEDx talk in February. In November, we launched our daring ‘Patrick’s Poo’ social media campaign for World Toilet Day, pointing out the importance of sanitation systems for public health. With more than 32,000 views, Patrick’s Poo is our most popular video so far.



Updates from our focus countries



Raising awareness: Sana Bob and the Fasotoilettes Campaign Team

Burkina Faso Influencing people at each level of the system

“I urge every citizen of Burkina Faso to become forerunners of a real endogenous solution to end open defecation, a manifestation of poverty.”

Sika Bella Kaboré, First Lady of Burkina Faso

In 2017, we conducted an in-depth assessment of our partner district, Banfora, and along with national level players we now know what it will take to achieve SDG6. In 2018, we will publish a master plan containing a roadmap showing how the district will achieve SDG6 by 2030.

One of our systems changing activities is the ‘Fasotoilettes’ campaign. It supports our dedication to influencing people at each level of the WASH system.

The aim is to motivate people who have sufficient means to help install a sanitation facility for a relative or a friend who lacks one.

The initiative is co-ordinated by the Ministry of Water and Sanitation and is supported by IRC and other partner organisations, including financial support for communications activities.

The campaign has its own song, ‘Tond Burkindi’, in which singer Sana Bob calls on the Burkinabé citizens to take action.

IRC BURKINA FASO AT A GLANCE

10 IRC staff

14 active projects

12 donors

€ 1,729 EU/EC

€ 319 Conrad N. Hilton Foundation

€ 456 Directorate-General for International Cooperation

€ 216 Other

Amounts in thousands of euros

Population of partner district 153,574 people

69% water coverage in partner district

(at least basic = improved source within 30 minutes round trip collection time)

28% sanitation coverage in partner district

(at least basic = use of improved facilities which are not shared with other households)

Data is based on preliminary findings collected for the Banfora master plan

Partner district
Banfora

Monitoring systems: Bedri Abdulahi Gedi of the Somali Regional Water Bureau discusses data visualisation



Ethiopia

Monitoring systems support emergency response

“Management of the knowledge generated from the field has been essential for scaling up WASH innovations in Ethiopia. IRC has been a key partner in analyzing, documenting and disseminating information in these areas.”

Samuel Godfrey, Chief Water and Environmental Sanitation, UNICEF

While strengthening WASH systems in our partner districts, South Ari and Mile, we also improved regional monitoring systems in 2017.

As a result of a drought and a major humanitarian crisis in early 2017, we were asked by UNICEF to help set up a regional monitoring system for the Somali Water Bureau. This enabled UNICEF and other WASH partners to target their work to restore and maintain motorised water supply boreholes. This improved functionality by 5% over six months.

The Somali Functionality Inventory (SFI) now provides a mechanism for regularly monitoring more than 400 motorised boreholes. Together with the USAID-funded Lowland WASH Activity, plans were also developed to collect information using sensors.

IRC ETHIOPIA AT A GLANCE

13 IRC staff and associate consultants

12 active projects

7 donors

€ 449 USAID

€ 219 UNICEF

€ 95 Directorate-General for International Cooperation

€ 81 Other

Amounts in thousands of euros

Population of partner district 363,960 people

12.6% South Ari / 15.4% Mile water coverage in partner districts
(at least basic=improved source within 30 minutes round trip collection time)

93% South Ari / 21% Mile sanitation coverage in partner district
(at least basic= use of improved facilities which are not shared with other households)

Numbers based on data of the South Ari Health Office, 2017 and a report of a woreda scoping in Mile

Partner district
Mile

Partner district
South Ari



Driving collective action: Participants of the master planning workshop in Asutifi North district, Ghana

Ghana

Partnerships strengthen the system

“The Hilton project focuses on partnerships – the soft aspects of delivering water and sanitation services which is also the underlying key factor for sustainability.”

Theodora Adomako-Adjei, Extension Services Coordinator, Community Water and Sanitation Agency (CWSA)

With the support of the Conrad N. Hilton Foundation, 2017 was a year when creating partnerships for joint action took centre stage as a means of achieving SDG6.

We co-organised a master planning workshop in Asutifi North District, which brought together Hilton partners; stakeholders from local government and NGOs; and traditional leaders of our partner district. Reaching full coverage by 2030 is a challenge that requires a united effort.

By the end of the workshop, the participants had formulated the following vision agreement:

Every person in Asutifi North District will have access to sustainable safe water, sanitation, and hygiene services in a conducive environment where water resources are sustainably managed.

Work on finalising the master plan continued throughout 2017, and launching and implementing the master plan is our main challenge for 2018.

IRC GHANA AT A GLANCE

10 IRC staff

10 active projects

6 donors

€ 1,085 Conrad N. Hilton Foundation

€ 894 Directorate-General for International Cooperation

€ 81 Gates Foundation

€ 59 Other

Amounts in thousands of euros

Population of partner district 62,816 people

50% water coverage in partner district

(at least basic=improved source within 30 minutes round trip collection time)

15.6% sanitation coverage in partner district

(at least basic= use of improved facilities which are not shared with other households)

Numbers based on data collected for the Asutifi North master plan¹



¹ <https://www.ircwash.org/resources/water-sanitation-and-hygiene-wash-masterplan-asutifi-north-district-ghana>

Improving sustainability: Maritza Linares is an active community leader in El Zapotal, a dispersed rural settlement in Honduras

Honduras Strengthening systems at all levels

“Our community has never been organised before, now we are all working together.”

Alicia Soler, Community Leader in Yuguela, a dispersed rural settlement in Honduras.

Honduras’s WASH system is reasonably well-developed, with most of the building blocks clearly defined at national level.

But it faces a triple challenge in WASH services delivery: 1) providing access to the last 10-15% of the population without access; 2) improving the level of service; and 3) improving sustainability.

In 2017, as part of the Para Todos Por Siempre (PTPS) initiative, we consolidated a roadmap consisting of national guidelines and tools for municipal WASH systems strengthening. We supported PTPS members in applying this roadmap.

We also completed research on WASH in dispersed rural settlements and developed a proposal for intervention models in these areas. This work has already brought improvement to the lives of rural communities, such as Alicia Soler’s in Yuguela, who now has access to water in her house.



IRC HONDURAS AT A GLANCE

2 IRC staff and associate consultants

5 active projects

4 donors

€ 62 IDB

€ 61 Osprey

€ 54 Directorate-General for International Cooperation

€ 10 Other

Amounts in thousands of euros

PTPS partner municipalities

These are municipalities where our closest PTPS partners work. IRC does not work directly with these municipalities.

Camasca, Chinda, San Matias, El Negrito, Erandique, Jesús de Otoro, Marcala, San Antonia de Cortés, Trojes, Candelaria,

Colomoncagua, Dolores, Gualcinse, Piraera, San Andrés

Population of municipalities

284,750 people

Water coverage in partner municipalities

Ranging from 44% to 99%

(proportion of population using an improved drinking water source)

Sanitation coverage in partner district

Ranging from 46% to 99%

(proportion of population using an improved sanitation facility)

Numbers come from 2013 census data, collected based on MDG indicators²

² INE, 2013. Censo de Población y Vivienda 2013. Instituto Nacional de Estadística: Tegucigalpa, Honduras



**Building capacity and enhancing social inclusion:
women in Chatrapur block, Ganjam district, India**

India A backbone for influencing the system

“Systems should be well organised, end to end.”

Mr. Rohit Kakkar, Deputy Adviser (PHE), Central Public Health and Environmental Engineering Organisation (CPHEEO), Ministry of Housing and Urban Affairs

The theme that connected our activities in rural and urban areas in 2017 was capacity building.

In the rural areas, we worked under the Watershed initiative. We helped civil society organisations (CSOs) to engage with government and service providers to achieve improvements in the sustainability of WASH services.

We organised several training sessions to strengthen the capacity of CSOs. One highlight of such activities was a workshop held on the role of gender in WASH, and enhancing social inclusion. We helped key players to understand the concept of WASH systems delivering a service rather than just infrastructure. We also helped increase their understanding of sector budget flows and social inclusion in planning and delivering WASH interventions.

In urban areas, we focused on building the capacity of city officials. As part of the IHUWASH programme, government officials visited the Netherlands and brought the valuable lessons learned back to India.

IRC INDIA AT A GLANCE

2 IRC staff

3 active projects

4 donors

€ 394 Directorate-General for International Cooperation
€ 74 Other

Amounts in thousands of euros

Population of partner block 94,683 people

Number of habitations with piped water supply schemes

Rural: 49% Urban: 46%

Sanitation coverage in partner block

Rural: 53% Urban: 75%

*Rural data is based on information collected by the Ministry of Drinking Water and Sanitation
Urban data is based on the Service Level Benchmarks report by the NAC for the year 2016-17*

**Partner block
Chatrapur in
Ganjam district**

Strengthening the building blocks: Hand pump mechanics fixing a pump in Kabarole district, Uganda

Uganda

Action research for understanding the system

“Hand pump mechanics are key stakeholders in raising the functionality of the water points.”

Steven Balyebuga, Hand Pump Mechanic in Kabarole District, Uganda

One of our key achievements in 2017 was the strengthening of WASH systems building blocks.

In Kabarole district, we helped the democratically elected members of the Hand Pump Mechanics Association to set up their own office and collaborate more effectively with the District Water Office.

Supporting this institution – one of the building blocks – also affected other building blocks.

The Association is involved in the roll-out of the pay-as-you-fetch model in the district, which ensures hand pumps can be maintained by collecting tariffs agreed upon by the communities. This strengthens the finance building block. Association members are also conducting technical assessments of hand pumps, collecting data on budgeting and service levels. This action research supports monitoring – another building block – and provides an invaluable source of information for our baseline analysis of WASH in the district.



IRC UGANDA AT A GLANCE

8 IRC staff

12 active projects

10 donors

€ 710 Directorate-General for International Cooperation

€ 102 USAID

€ 85 Conrad N. Hilton Foundation

€ 78 Other

Amounts in thousands of euros

Population of partner district 250,632 people

Water coverage in partner district 80-83%

(at least basic=improved source within 30 minutes round trip collection time)

Sanitation coverage in partner district 84%

(at least basic= use of improved facilities which are not shared with other households)

Data is based on data of the Ministry of Water and Environment and preliminary findings of IRC Uganda



An overview of our International Programme

“I became an IRC fan with the WASH-costing breakthrough. That was profound and important and really changed the nature of the game for all of us.”

Claire Lyons, Senior Strategist, Enabler Partnerships, Water.org

In 2017, we had a large influence on the role of civil society organisations (CSOs) in holding governments accountable to SDG6 – along with Simavi, Wetlands International, Akvo and several CSOs. Through the Watershed initiative, we reached more than 1,000 people from 100 CSOs across six countries (Bangladesh, Ghana, Kenya, India, Mali and Uganda).

Related outcomes we are proud of include:

Uganda

In May 2017, seven CSOs, representatives of the technical support unit of the Directorate of Water Resources Management (DWRM), and district local government officers representing Mpanga and Semuliki catchments, developed a plan to streamline WASH/ IWRM integration. In June 2017, the DWRM produced the Semuliki catchment management plan and distributed more than 200 copies.



Bangladesh

The Union Parishad Manual 2013 states that prioritising WASH needs should be done in consultation with the local community. At a pre-budget meeting in Veduria Union of Bhola Sadar Upazila, the local community was able to express their needs and declared that the WASH budget was not enough. In April 2017, the Bhola Sadar Upazila Chairman committed to increase the budget for WASH.



We created a number of ‘think pieces’ in 2017 including:

- Agenda for change: a roadmap for universal access to sustainable WASH services at district level.³
- Financing WASH: how to increase funds for the sector while reducing inequalities: position paper for the Sanitation and Water for All Finance Ministers Meeting.⁴
- An assessment of the sustainability of rural water supply in 16 countries⁵
- WASH and water security: integration and the role of civil society: Working Paper Watershed Programme. Wetlands International.⁶

We continued to strengthen our networking and advocacy efforts by:

- Collaborating with Water.org and the Ministry of Foreign Affairs of the Netherlands to change the way that financing is thought about and applied in the sector and to enable experimentation with sustainable financial mechanisms for rural and small town service providers.
- Co-leading the Public Finance for WASH Initiative with Water & Sanitation for the Urban Poor (WSUP).
- Training more than 1,000 water sector professionals from several organisations and governments on systems strengthening components.

³ Tillet, W. & Smits, S., 2017. See <https://www.ircwash.org/resources/agenda-change-roadmap-universal-access-sustainable-wash-services-district-level>

⁴ Fonseca, C., Pories, L., 2017. See <https://water.org/financing-sdg6>

⁵ Smets, S., Lockwood, H., Mansour, G., Smits, S., 2017. See <https://www.ircwash.org/resources/sustainability-assessment-rural-water-service-delivery-models-findings-multi-country>

⁶ Weert, F. van, 2017. See <https://www.ircwash.org/resources/wash-and-water-security-integration-and-role-civil-society>



IRC teams proudly wearing their WASH systems nerds T-shirts

Governance and staffing

IRC'S SUPERVISORY BOARD

Robert Bos (Chair)
Henk den Boer (Vice-Chair and Treasurer)
Meera Mehta
Emiel Wegelin
Louis Boorstin
Clarissa Brocklehurst

INCOME STATEMENT 2013 - 2017 (AMOUNTS IN THOUSANDS OF EUROS)

Income	2013	2014	2015	2016	2017
Programmatic funding	2 958	2 469	2 599	2 632	1 402
Other project funding	6 972	7 823	5 186	6 625	10 590
Total income	9 930	10 292	7 784	9 258	11 992
Expenses					
Personnel costs	5 022	4 409	2 931	3 400	3 341
Other project related costs	4 927	5 429	4 623	5 014	8 153
General and administrative expenses	397	279	279	593	360
Subtotal expenses	10 346	10 295	7 832	9 007	11 854
Operating result	-416	-3	-48	251	137
Financial expenditures	244	822	-49	-48	79
Annual result	-660	-825	1	298	58

STAFFING

Most of our full-time staff are based in the countries where we work. This is critical to delivering our organisational mission of strengthening local and national level country processes and systems. By the end of 2017, 37 staff were working in our country offices: 10 in Burkina Faso, 10 in Ghana, 5 in Ethiopia, 8 in Uganda, 2 in India, and 2 in Honduras with 29 staff working in The Netherlands.

Our global associate programme counted 22 associate members, giving us access to a wide network of top international experts.

We also offered 5 internship positions to people who gained valuable experience in the WASH sector.

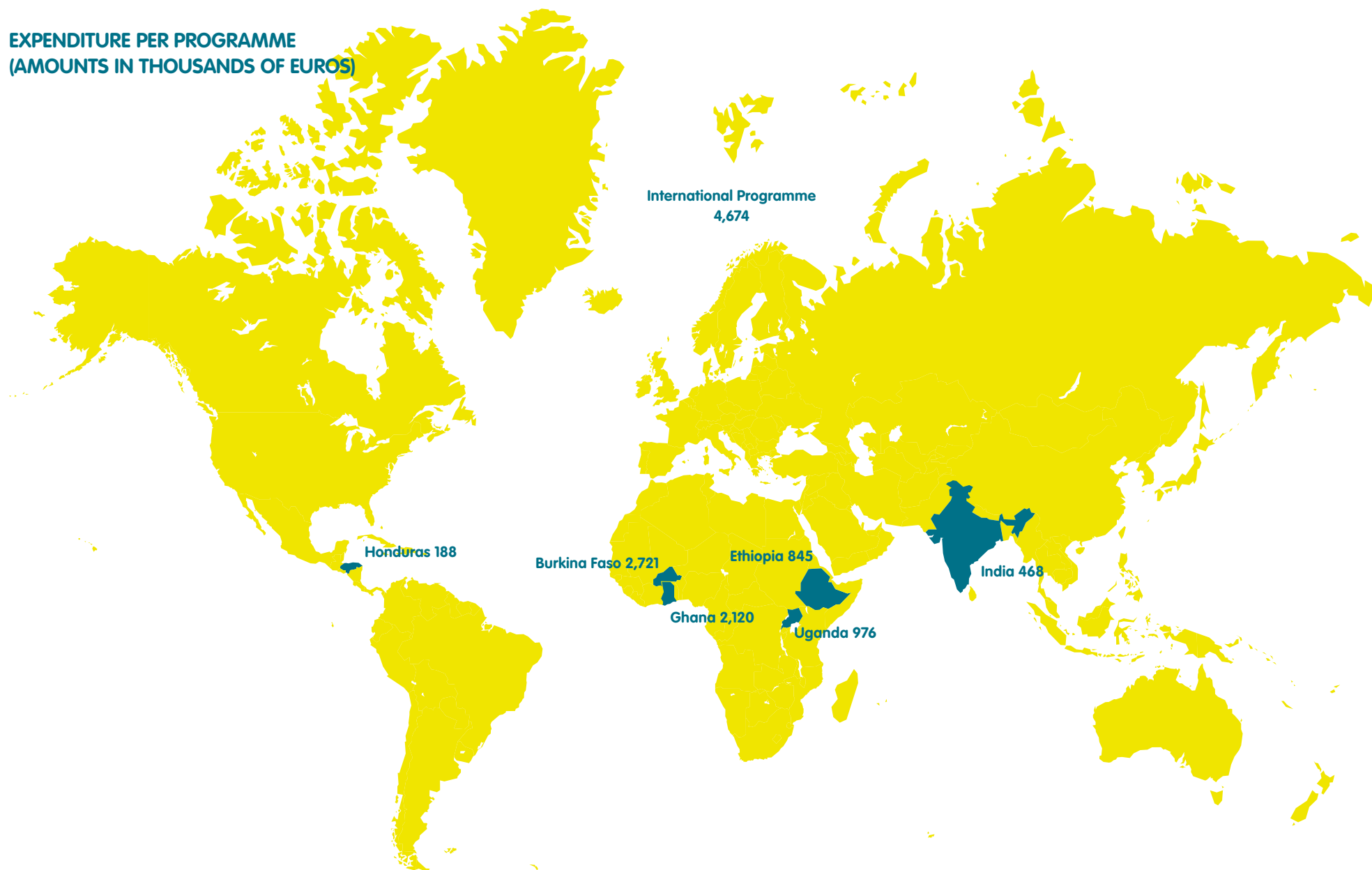
"Since I joined IRC, many of the same problems in the WASH sector persist, but I believe that we now have much better solutions."

Cor Dietvorst, Communications Officer / Joined IRC in 1983

"IRC's systems approach in support of country systems and processes is a game changer for achieving long-lasting and sustainable WASH services."

Jeremiah A. Atengdem, Water Expert / Joined IRC Ghana in 2017

**EXPENDITURE PER PROGRAMME
(AMOUNTS IN THOUSANDS OF EUROS)**



Supporting our work

We have achieved our primary goal of getting the WASH sector to adopt a service delivery approach. Now a focus on strengthening resilient WASH systems is key. The continued support of our partners and funders helps us move forward. We believe that together we can build resilient WASH systems to deliver SDG6 by 2030.

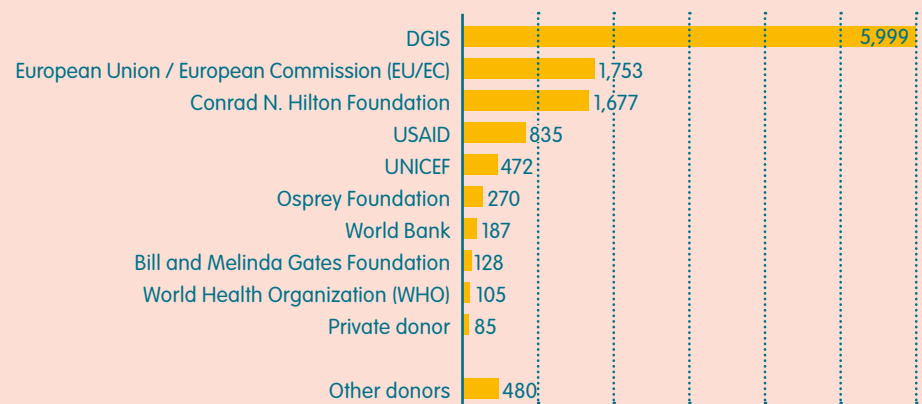
“We are excited to be a formal part of Agenda For Change. Although CARE has been working in systems change for many years, we have already benefited from conversations and connections with like-minded NGOs as part of the Agenda For Change collaboration.”

Kelly Alexander, Senior Learning and Influencing Advisor Water, CARE

“Since its foundation in 1968 by WHO and the Dutch Government, IRC has been a highly valued resource and partner to WHO and our work in WASH, especially recently in their ongoing collaboration towards implementing Track Fin and GLAAS, and activities related to improving WASH in healthcare facilities”

Fiona Gore, Team Leader, UN-Water GLAAS, Water, Sanitation, Hygiene and Health (WSH) unit/PHE, World Health Organization

OUR DONORS (AMOUNTS IN THOUSANDS OF EUROS)



We thank the following donors and clients for joining and supporting us in our journey to strengthen WASH systems that transform lives:

AECOM / African Ministers' Council on Water (AMCOW) / Aguaconsult / Akvo / Antenna Foundation / Association des Jeunes pour le Développement Durab (AJDD) / Aqua for All / Bill and Melinda Gates Foundation / Catholic Relief Services (CRS) / Coffey International / Community Water & Sanitation Agency (CWSA) / Conrad N. Hilton Foundation / COWI / Cranfield University / DAI / Danish International Development Agency (DANIDA) / Department for International Development (DFID) / Department of Foreign Affairs and Trade (DFAT) / Directorate-General for International Cooperation (DGIS) / European Union (EU), European Commission (EC) / Finnish International Development Agency (FINNIDA) / Florida International University (FIU) / Global Environment & Technology Foundation (GETF) / Global Sanitation Fund / GoodPlanet / Hydroconseil / IDS / IHE Delft / IMC Worldwide / Inter-American Development Bank (IDB) / LVIA Solidarity and International Cooperation / Millenium Water Alliance (MWA) / MUNDO / Ministry of Water and Environment Uganda (MWE Uganda) / Natural Environment Research Council (NERC) / Netherlands Enterprise Agency (RVO) / Netherlands Water Partnership (NWP) / NIRAS Indvelop / NUFFIC / Osprey Foundation / Oxfam Quebec / Oxford Policy Management / Oxford University / Plan / Population Services International (PSI) / Private Donor / Ramboll / Resilience and Economic Growth in the Sahel - Enhanced Resilience (REGIS-ER) / RMSI / Royal Haskoning DHV / Simavi / SNV Netherlands Development Organisation / Swedish International Development Cooperation Agency (SIDA) / Swiss Agency for Development and Cooperation (SDC) / Taru Leading Edge Ltd / Technical University Delft / UNICEF / United Nations Office for Project Services (UNOPS) / University of Colorado Boulder (UCB) / University of Maastricht / University of Reading / Vitens Evides International / Vitol Foundation / VNG International / WaterAid / Water and Development Alliance (WADA) / Water For People / Waterloo Foundation / Water Integrity Network / Water Supply and Sanitation Collaborative Council (WSSCC) / Welthungerhilfe / World Bank / World Health Organization / World Vision

We have a once in a lifetime opportunity to make access to safe water and sanitation available for everyone, for good. The UN has set a target to achieve this by 2030 – known as ‘Sustainable Development Goal 6’ (SDG6).

Resilient systems: the only way

We know that the only way to achieve this goal is through resilient water, sanitation and hygiene (WASH) systems that transform lives. We know how to build and strengthen these systems - but we need to do it now.

It will take everyone, in all parts of the system, changing the way they think and work.

Everyone, together

Each part of a country’s WASH system must work effectively: from people using pumps, to monitoring tools, to finance systems. This can only be achieved if everyone in the system knows and plays their part.

Achieving universal access calls for collective action by a broad movement of government, civil society, private sector service providers, financiers, academia and others.

Our unique position

As a change hub, we’re in a unique position to unite people to drive and champion change from the ground up. We need to convince district, country and global decision makers of what it’ll take to achieve SDG6.

Now is the time

We need to act now. We’re halfway through but not halfway there. We need everyone to commit to massive-scale change – and as you’re reading this, that also means you.