


1 4 1 . 0  
8 3 C L

The MEDEX Primary Health Care Series

# Clean Home and Clean Community



141.0-83CL-2410

COMMUNITY LEARNING MATERIAL

AND



## THE MEDEX PRIMARY HEALTH CARE SERIES

After completion of extensive field trials in Micronesia and in primary health care programs in Lesotho, Guyana, Pakistan, and Thailand, the methods and materials of the MEDEX technology have been published as The MEDEX Primary Health Care Series. The Series provides a systematic, practical, adaptable format for management and training in new or existing primary health care

programs at all levels.

The 35-volume Series is organized into three major categories of Management Systems Development Materials, Mid-Level Health Worker Training Materials, and Community Health Worker Training Materials. The Series is appropriately balanced between promotive, preventive, and curative needs in primary health care.

The methods and materials of the MEDEX technology are suitable for national scale programs as well as smaller projects, and can be used in whole or in part as circumstances demand. One of the greatest strengths of the MEDEX technology is its flexibility and sensitivity to local conditions.

### VOL.

#### 1 The MEDEX Primary Health Care Series:

An Overview

#### MANAGEMENT SYSTEMS DEVELOPMENT MATERIALS

The Systems Development Materials include a module for training management analysts, workbooks for use in analyzing management systems, and a manual for conducting district and national planning and management workshops.

#### 2 Student Text and Instructor's Manual Management Analysis Training Module

#### 3 Drugs and Medical Supplies System Workbook General Supplies System Workbook Facilities and Equipment Maintenance System Workbook Transportation System Workbook

#### 4 Communication System Workbook Personnel System Workbook Finance System Workbook Health Information System Workbook

#### 5 District and National Planning and Management Workshops Manual

#### MID-LEVEL HEALTH WORKER TRAINING MATERIALS

The Mid-Level Health Worker Training Materials, which can be adapted to the specific needs of a country, include procedures and materials for preparation of instructors, evaluation of trainees, preparation for the community phase of training, and development of a continuing education program. The materials ensure that students acquire the skills and knowledge they will need

to provide primary health care services, to manage a small health facility, and to train community health workers.

#### Training Program Development Manuals

#### 6 Training Process Manual: Curriculum Adaptation, Instructor Preparation, Program Management

#### 7 Continuing Education Manual

#### 8 Training Evaluation Manual

#### Community Health Modules

#### 9 Student Text 10 Instructor's Manual Identifying the Preventive Health Needs of the Community Meeting the Preventive Health Needs of the Community Training and Supporting Community Health Workers

#### Basic Clinical Knowledge and Skills Modules

#### 11, 12 Student Text 13 Instructor's Manual Anatomy and Physiology Medical History Physical Examination

#### General Clinical Modules

#### 4 Student Text 15 Instructor's Manual Respiratory and Heart Gastrointestinal Genitourinary

#### 16 Student Text 17 Instructor's Manual Skin Dental, Eyes, Ears, Nose, and Throat

#### 18, 19 Student Text 20 Instructor's Manual

Infectious Diseases

Other Common Problems

#### Maternal and Child Health Modules

#### 21 Student Text 22 Instructor's Manual

Prenatal Care

Labor and Delivery

Postnatal Care

#### 23 Student Text 24 Instructor's Manual

Problems of Women

Diseases of Infants and Children

Child Spacing

#### Health Center Management Modules

#### 25 Student Text 26 Instructor's Manual

Working with the Health Team

Working with Support Systems

#### 27 Student Text and Instructor's Manual

Supervising and Supporting Mid-Level Health Workers

#### Reference Manuals

#### 28 Formulary

Diagnostic and Patient Care Guides

#### 29 Patient Care Procedures

#### 30 Health Center Operations

#### 31 Community Health

#### COMMUNITY HEALTH WORKER TRAINING MATERIALS

The Community Health Worker Training Materials are designed for training literate and

non-literate community health workers to carry out specific tasks. The teaching approach emphasizes dialogue between trainer and trainee. Other methods employed include role-play, demonstrations, stories, and extensive use of visual aids. The materials are geared to practical skill development through maximum interaction with the trainer. The workbooks emphasize promotive and preventive skills, but include selected basic curative skills as well.

The workbooks can be used to train new community health workers or to provide continuing education for existing community health workers. To prepare mid-level health workers to train community health workers, these workbooks are used along with the community health modules.

#### 32 Introduction to Training Clean Water and Clean Community Prevention and Care of Diarrhea

#### 33 Healthy Pregnancy Feeding and Caring for Children

#### 34 Some Common Health Problems Tuberculosis and Leprosy First Aid

#### 35 Community Learning Materials: Health Problems in the Community Caring for Your Child Caring for Your Sick Child Clean Home and Clean Community Illustrations for Training Community Health Workers

The MEDEX Primary Health Care Series

# Clean Home and Clean Community

COMMUNITY LEARNING MATERIAL

LIBRARY, INTERNATIONAL REFERENCE  
DEPARTMENT, 300 N. ZEEB RD., SUITE 100  
ANN ARBOR, MI 48106-1500  
P.O. BOX 1000, THE HAGUE  
TEL (070) 814911 ext 141/142  
RN: 6728  
LO: 141.0 83CL  
bn 2410

© 1983

Health Manpower Development Staff  
John A. Burns School of Medicine  
University of Hawaii, Honolulu, Hawaii, U.S.A.

Library of Congress Catalog Card No. 83-80675

First Edition

Printed in U. S. A.

Any parts of this book may be copied or reproduced for non-commercial purposes without permission from the publisher. For any reproduction with commercial ends, permission must first be obtained from the Health Manpower Development Staff, John A. Burns School of Medicine, University of Hawaii, 1960 East-West Road, Honolulu, Hawaii 96822, U.S.A.

FUNDED BY THE U.S. AGENCY FOR INTERNATIONAL DEVELOPMENT CONTRACT NO. DSPE-C-0006. The views and interpretations expressed are those of the Health Manpower Development Staff and are not necessarily those of the United States Agency for International Development.

## INTRODUCTION

### *Who Is this Booklet for?*

This booklet is for anyone involved in health care in the community. This is a discussion booklet to use in homes, schools, health centers, community meetings, or other places where people discuss health care in the community.

### *How Can You Use this Booklet?*

You can use this booklet in many ways. Here are some of the ways you can use this booklet. You may think of other ways to use this booklet in your community.

Use this booklet to discuss with community members and leaders how to keep the community clean. Use this booklet to discuss how dirty homes and surroundings can make people unhealthy.

Use this booklet to discuss health in the community. Use this booklet to help people make decisions about who is responsible for the health of the community. The pictures and questions in the booklet will help you discuss situations in a community. Let community members decide which situations are true in their community. Let community members make the decisions. Let community members ask questions and find answers to the questions.



***What makes a community?***

The people who live in the community make the community. Grandmothers, grandfathers, parents, and children make the community. Families make the community.


The land makes the community. The homes built on the land make the community. All the homes and the people who live in them make up the community.

***What else makes the community?***


What can each family do to make the community a healthy place to live?

What can all the families in the community do together to make the community a healthy place to live?

We will discuss these questions in this booklet.








A family stays healthy by taking care of each person in the family, the family's home, and its surroundings. When all families are healthy the community is healthy.

If all families take care of their homes and their surroundings will the community be healthy?

Are there any parts of the community that everyone has to work together to take care of?


If one family does not take care of family members, the family's home, or its surroundings, what can happen to the health of the community?

Look at the pictures of the two communities below. What differences can you see between the two communities?






Which pictures show things that can make a community unhealthy?







Which pictures show things that can make a community healthy?






Which pictures show things that you see in your community? Do these things make a community healthy or unhealthy?








A community is made up of homes. Clean homes make a clean community.  
What differences can you see between the homes in these two pictures?






Which pictures show things that keep the home clean and healthy?



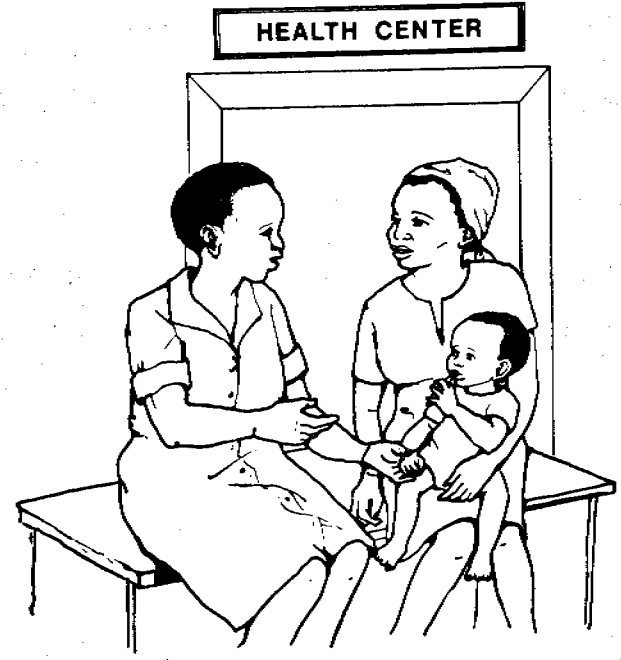


Which pictures show things that keep the surroundings clean and healthy?

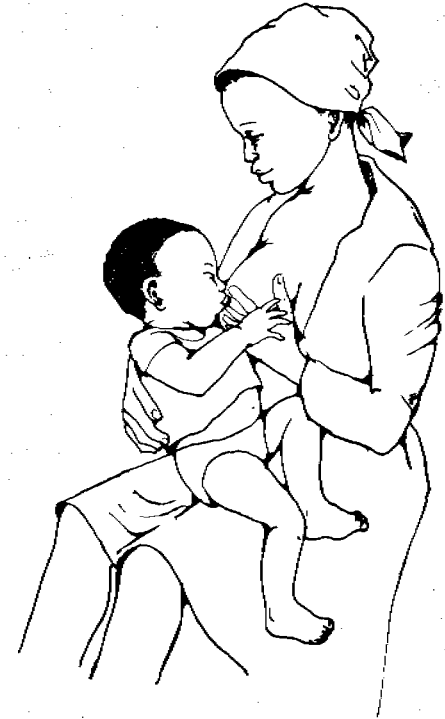





Which pictures show things that help families stay healthy?









Which things in these pictures may not be good for the health of a family?



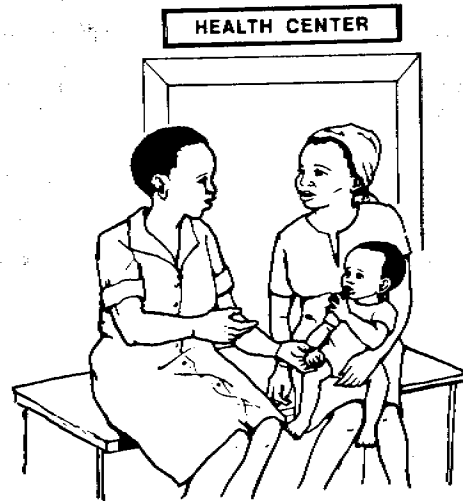


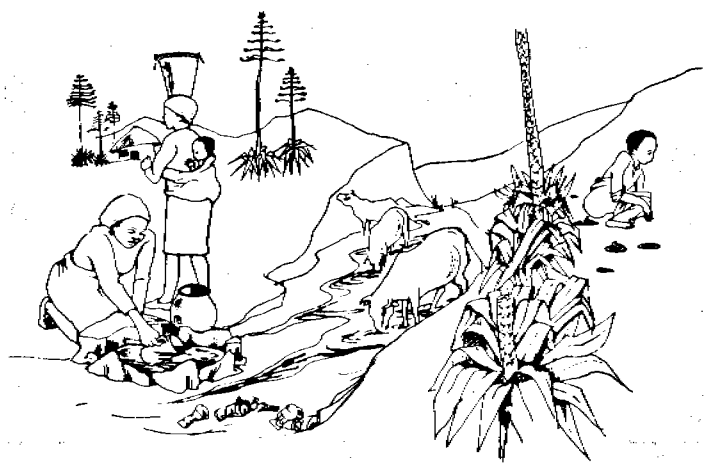
Look at all the pictures again. Pick out all the healthy things that people do in your community. Then pick out all the unhealthy things you see in your community.





Look at the pictures. Pick out the healthy and unhealthy things you see in your community.





**What are the things you can do to keep yourself and your family healthy?**

---

---

---

---

---

---

---

---

---

---

---



**What are the things you can do to make your home a healthy place to live?**

---

---

---

---

---

---

---

---

---

---

**What can people in your community do to make your community a healthy place to live?**

---

---

---

---

---

---

---

---

---

---

---

---

**In this booklet you have discussed how every person can help make the community a healthy place to live.**

**Every person counts**

**Every home counts**

**Everyone working together can help keep the community and its people healthy.**